

**MAYTAG® EXTRA-LARGE CAPACITY DRYER WITH  
POWERDRY CYCLE - 8.8 CU. FT.**



With optimized heat and airflow, this cycle gets your toughest loads completely dried faster. It runs hotter and works harder to power out moisture.

Advanced Moisture Sensing, monitors inside moisture and air temperatures to get your largest loads evenly dried every time.

These 8.8 cu. ft. capacity dryers have plenty of space to dry 21 towels in a single load.

The Wrinkle Prevent option helps prevent wrinkles by intermittently tumbling clothes up to 90 minutes after the cycle has ended.

The Sanitize cycle uses extra-hot drying temperatures to remove up to 99.9%\*\*\* of three common household bacteria from items you don't want to put through the washer.

This motor powers fast spin speeds, which work perfectly with optimized airflow and an extra interior fin for exceptional drying.

Maytag® Commercial Technology ensures our dryers are built to last, coming standard with a durable motor backed by a 10-year limited parts warranty\* and a 5-rib belt that keeps them humming along year after year.

We take pride in building strong, reliable appliances for your home. Better Built by hard-working employees and delivered straight from Marion, Ohio to you, these dryers are designed, engineered and assembled in the U.S.A.



\*XXXXXXXXXXXXXXXXXXXXXXX. \*\*XXXXXXXXXXXXXXXXXX. \*\*\*XXXXXXXX  
XXXXXXXXXXXXXXXXXXXXX. †See warranty for details.

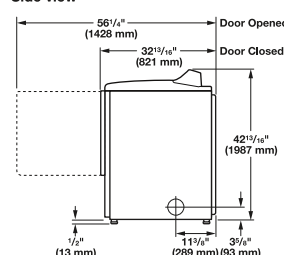


# **MEDB835DC** **MAYTAG® EXTRA-LARGE** **CAPACITY DRYER WITH** **POWERDRY CYCLE - 8.8 CU. FT.**

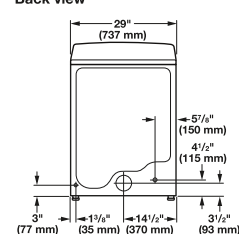
## **MAYTAG® EXTRA-LARGE CAPACITY DRYER WITH** **POWERDRY CYCLE** **DRYER SPECIFICATIONS**

MODEL	MEDB835DC
ADA Compliant	--
Maximum Vent Length	64
Venting Direction	Left, Right, Bottom, Rear
Fuel Type	Electric
Energy Star® Qualified	▪
Amps	30
Hz	60
Volts	240
CYCLE AND OPTIONS	
Dryer Cycle Selections	Bedding, Delicates, Denim, Heavy Duty, Normal, PowerDry, Rapid Dry, Sanitize, Timed Dry, Wrinkle Control
Number of Dryer Cycles	10
Advanced Moisture Sensor	▪
Cycle Time Remaining	▪
EcoBoost™/Energy Saver	--
Lint Filter Indicator	▪
Sound Package	▪
Dryer Option Selections	Audio Level, Damp Dry Signal, Energy Saver, Wrinkle Prevent
Temperature Selections	Air Only, Extra Low, High, Low, Medium
CONTROLS	
Automatic Temperature Controls	▪
Electronic Display Type	Digital
Drum Material	Powder Coat
Drying Rack	--
Interior Light	▪
Pedestal Options	--
Stackable	--
Steam Hose Y Connector	--
Feedback-Status Indicators	Check Lint Screen, Check Vent, Done, Estimated Time Remaining, Good Air Flow, Sensing
Dryness Levels Selections	Less, Low, Medium, More, Normal
Number of Dryness Levels	5
Control Type	Electronic Touch
Control Location	Rear Panel
DIMENSIONS	
A) Height — in.	43
B) Width — in.	29
C) Depth — in.	32-1/4
D) Depth With Door Open 90 Degrees — in.	56-1/4

Side view

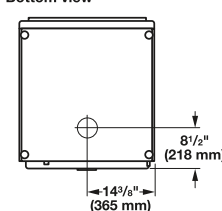


Back view



**NOTE:** Leveling legs 1/2" (13 mm) (3.6 washer capacity) or 1 1/2" (38 mm) (3.8 washer capacity) depending model.

Bottom view



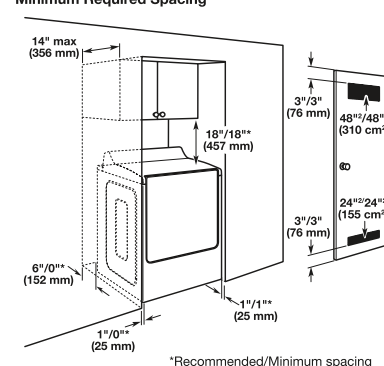
**NOTE:** Most installations require a minimum of 6" (152 mm) clearance behind dryer for exhaust vent with elbow. See "Venting Requirements."

### **Spacing for recessed area or closet installation**

The dimensions shown are for the recommended spacing allowed.

- Additional spacing should be considered for ease of installation and servicing.
- Additional clearances might be required for wall, door, and floor moldings.
- Additional spacing of 1" (25 mm) on all sides of the dryer is recommended to reduce noise transfer.
- For closet installation, with a door, minimum ventilation openings in the top and bottom of the door are required. Louvered doors with equivalent ventilation openings are acceptable.
- Companion appliance spacing should also be considered.

Minimum Required Spacing



\*Recommended/Minimum spacing

## **COLORS**

